




Welcome
to RE.MA.C.'s
Learning Adventure!



- Introduction
- Teacher station
- Collaboration station
- Independent station
- Technology station
- Using classroom devices
- Creating the classroom of our dreams





Hey kids!
Our classroom
has special stations
to **learn, play,**
and **grow.**



Let's explore
how to use each one
and the **awesome**
digital tools that
go with them!



Teacher Station

“Learning with the Teacher”



What is the Teacher Station?

This is where you meet with your teacher to learn something new! It's a special spot where the teacher helps you understand things better.

What You Can Do at the Teacher Station:

1. Learn Something New – The teacher will show you new texts, stories, or ideas.
2. Ask Questions – If you don't understand, it's okay to ask! The teacher is there to help you.
3. Use Digital Tools – Sometimes, you might use the tablet or computer with the teacher to watch videos or play learning games.

Important Rules:

- “Pay attention to what the teacher says.”
- “Wait for your turn to talk.”
- “Keep your hands on your lap until the teacher asks you to use the tools.”

Collaboration Station

“Working Together as a Team”

What is the Collaboration Station?

This is where we **work together with our friends**. We share ideas, help each other, and learn as a team!

What You Can Do at the Collaboration Station:

1. Group Activities – You’ll solve puzzles, answer questions, and complete projects with your friends.
2. Sharing Ideas – Talk and listen to each other to find the best answers.
3. Working on Digital Projects – Sometimes, you’ll use a tablet or computer to create something cool together, like a story or a picture!

Important Rules:

- “Be kind and share.”
- “Take turns with the digital tools.”
- “Listen to your friends.”



Independent Station

“Learning on Your Own”

What is the Independent Station?

This is where you get to work by yourself! You can practice what you’ve learned and see how much you know!

What You Can Do at the Independent Station:

1. Complete Worksheets or Puzzles – You can finish fun puzzles, write letters, or solve math problems.
2. Use Digital Learning Tools – Work on your own using a tablet to complete fun learning activities.
3. Read Books or Watch Videos – You can also read a book or watch a learning video by yourself.

Important Rules:

- “Stay focused and try your best.”
- “Ask for help if you get stuck.”
- “Work quietly so others can concentrate too.”



Technology Station

“Exploring the Digital World”

What is the Technology Station?

This is the station where you get to play and learn with computers, tablets, or other cool digital tools. It’s all about having fun while learning!

What You Can Do at the Technology Station:

1. Play Educational Games – Use tablets or computers to play games that will help you learn.
2. Watch Fun Videos – Learn new things by watching videos about animals, space, or how things work!
3. Use the Robot teacher – Use the Robot Teacher to write wonderful texts and stories.

Important Rules:

- “Be gentle with the computer or tablet.”
- “Take turns if you’re sharing the device.”
- “Keep the screen clean and don’t eat while using the tools.”



Using classroom devices



TABLETS

Turn it On:

Press the button on the side.

Swipe and Tap:

Move your finger on the screen to swipe and tap icons to open games or apps.

Important Tip:

Always carry it with two hands and don't touch the screen too hard.

INTERACTIVE WHITEBOARD

Watch and Learn:

The teacher may show something on the big screen.

Use Your Finger or Pen:

Touch the screen gently to write or draw during group activities.

Important Tip:

Share the space with your friends!



COMPUTERS LAPTOPS

Log In:

Ask for help typing your name to get started.

Click and Explore:

Use the mouse or trackpad to click on learning games or videos.

Important Tip:

Don't press too many keys at once. Just one finger at a time!

HEADPHONES (For Listening)

Put Them On:

Place the headphones gently over your ears.

Press Play:

Start the story or lesson by pressing the play button.

Important Tip:

Use quiet voices and handle the headphones with care.



Creating the classroom of our dreams



HOW TO 'RE.MA.C.' OUR CLASS!

1 We work in stations

Each station is a unique learning opportunity



We follow the eBooks' instructions

eBooks' instructions are quite analytical. Please read them carefully.

3 Technology station

I follow the instructions as these are provided on the screen.




I ask for help from my peers

We work in groups. I ask for help from my peers and then from my teacher.



5 The Robot Teacher is always there to help

Our digital teacher is always there to help.




Meet your everlasting Robot teacher-friend!

10 ways to talk, collaborate and discuss with THE ROBOT TEACHER

1

I define the audience.

"I want to invite my friends to my 7th birthday at the park"



2

I define the text genre.

"I want to write an advertising poster..."



3

I define the text conventions.

"I need to be formal while writing..."



4

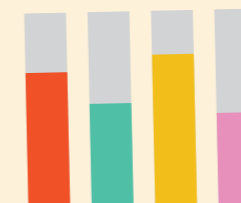
If i dont like something i add a second (or third) instruction.

"In the above answer could you can add/ could you change..."

5

I'm asking the Robot teacher to be my partner.

"I want to invite my friends to my 7th birthday at the park"

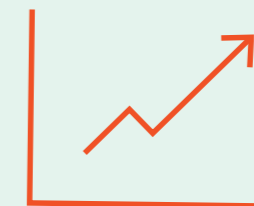



10 ways to talk, collaborate and discuss with THE ROBOT TEACHER

6

I am specific with my requests..

"What are the benefits of exercising, walking, sleeping, and playing?"



7

I can get ideas on a topic.

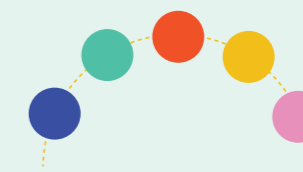
"Can you give me some information about the schools in Italy, Somalia, Syria..."



8

I am asking for help.

"Can you correct this text for me:.../ Can you number my mistakes?"



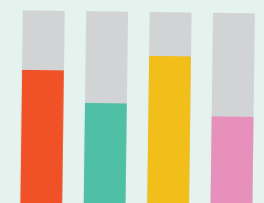
9

I am asking for translation.

"Can you translate this text in..."

10

I always check the Robot teacher's answers, double-check them and modify them as I wish.





**You're Ready
to Explore
the Stations!**

You now know how to use all
the cool stations and digital
tools in our classroom.

**Get ready to learn, play,
and have an awesome
time!**

